

Measurement of the cross section for $e^+e^- \rightarrow \Lambda\bar{\Lambda}$ and evidence of the decay $\psi(3770) \rightarrow \Lambda\bar{\Lambda}$

M. Ablikim,¹ M. N. Achasov,^{10,b} P. Adlarson,⁶⁷ S. Ahmed,¹⁵ M. Albrecht,⁴ R. Aliberti,²⁸ A. Amoroso,^{66a,66c} M. R. An,³² Q. An,^{63,49} X. H. Bai,⁵⁷ Y. Bai,⁴⁸ O. Bakina,²⁹ R. Baldini Ferroli,^{23a} I. Balossino,^{24a} Y. Ban,^{38,h} K. Begzsuren,²⁶ N. Berger,²⁸ M. Bertani,^{23a} D. Bettoni,^{24a} F. Bianchi,^{66a,66c} J. Bloms,⁶⁰ A. Bortone,^{66a,66c} I. Boyko,²⁹ R. A. Briere,⁵ H. Cai,⁶⁸ X. Cai,^{1,49} A. Calcaterra,^{23a} G. F. Cao,^{1,54} N. Cao,^{1,54} S. A. Cetin,^{53a} J. F. Chang,^{1,49} W. L. Chang,^{1,54} G. Chelkov,^{29,a} D. Y. Chen,⁶ G. Chen,¹ H. S. Chen,^{1,54} M. L. Chen,^{1,49} S. J. Chen,³⁵ X. R. Chen,²⁵ Y. B. Chen,^{1,49} Z. J. Chen,^{20,i} W. S. Cheng,^{66c} G. Cibinetto,^{24a} F. Cossio,^{66c} X. F. Cui,³⁶ H. L. Dai,^{1,49} J. P. Dai,^{42,e} X. C. Dai,^{1,54} A. Dbeyssi,¹⁵ R. E. de Boer,⁴ D. Dedovich,²⁹ Z. Y. Deng,¹ A. Denig,²⁸ I. Denysenko,²⁹ M. Destefanis,^{66a,66c} F. De Mori,^{66a,66c} Y. Ding,³³ C. Dong,³⁶ J. Dong,^{1,49} L. Y. Dong,^{1,54} M. Y. Dong,^{1,49,54} X. Dong,⁶⁸ S. X. Du,⁷¹ Y. L. Fan,⁶⁸ J. Fang,^{1,49} S. S. Fang,^{1,54} Y. Fang,¹ R. Farinelli,^{24a} L. Fava,^{66b,66c} F. Feldbauer,⁴ G. Felici,^{23a} C. Q. Feng,^{63,49} J. H. Feng,⁵⁰ M. Fritsch,⁴ C. D. Fu,¹ Y. Gao,⁶⁴ Y. Gao,^{38,h} Y. Gao,^{63,49} Y. G. Gao,⁶ I. Garzia,^{24a,24b} P. T. Ge,⁶⁸ C. Geng,⁵⁰ E. M. Gersabeck,⁵⁸ A. Gilman,⁶¹ K. Goetzen,¹¹ L. Gong,³³ W. X. Gong,^{1,49} W. Gradl,²⁸ M. Greco,^{66a,66c} L. M. Gu,³⁵ M. H. Gu,^{1,49} Y. T. Gu,¹³ C. Y. Guan,^{1,54} A. Q. Guo,²² L. B. Guo,³⁴ R. P. Guo,⁴⁰ Y. P. Guo,^{9,f} A. Guskov,^{29,a} T. T. Han,⁴¹ W. Y. Han,³² X. Q. Hao,¹⁶ F. A. Harris,⁵⁶ K. L. He,^{1,54} F. H. Heinsius,⁴ C. H. Heinz,²⁸ Y. K. Heng,^{1,49,54} C. Herold,⁵¹ M. Himmelreich,^{11,d} T. Holtmann,⁴ G. Y. Hou,^{1,54} Y. R. Hou,⁵⁴ Z. L. Hou,¹ H. M. Hu,^{1,54} J. F. Hu,^{47,j} T. Hu,^{1,49,54} Y. Hu,¹ G. S. Huang,^{63,49} L. Q. Huang,⁶⁴ X. T. Huang,⁴¹ Y. P. Huang,¹ Z. Huang,^{38,h} T. Hussain,⁶⁵ N. Hüskens,^{22,28} W. Ikegami Andersson,⁶⁷ W. Imoehl,²² M. Irshad,^{63,49} S. Jaeger,⁴ S. Janchiv,²⁶ Q. Ji,¹ Q. P. Ji,¹⁶ X. B. Ji,^{1,54} X. L. Ji,^{1,49} Y. Y. Ji,⁴¹ H. B. Jiang,⁴¹ X. S. Jiang,^{1,49,54} J. B. Jiao,⁴¹ Z. Jiao,¹⁸ S. Jin,³⁵ Y. Jin,⁵⁷ M. Q. Jing,^{1,54} T. Johansson,⁶⁷ N. Kalantar-Nayestanaki,⁵⁵ X. S. Kang,³³ R. Kappert,⁵⁵ M. Kavatsyuk,⁵⁵ B. C. Ke,^{43,1} I. K. Keshk,⁴ A. Khoukaz,⁶⁰ P. Kiese,²⁸ R. Kiuchi,¹ R. Kliemt,¹¹ L. Koch,³⁰ O. B. Kolcu,^{53a} B. Kopf,⁴ M. Kuemmel,⁴ M. Kuessner,⁴ A. Kupsc,⁶⁷ M. G. Kurth,^{1,54} W. Kühn,³⁰ J. J. Lane,⁵⁸ J. S. Lange,³⁰ P. Larin,¹⁵ A. Lavanian,²¹ L. Lavezzi,^{66a,66c} Z. H. Lei,^{63,49} H. Leithoff,²⁸ M. Lellmann,²⁸ T. Lenz,²⁸ C. Li,³⁹ C. H. Li,³² Cheng Li,^{63,49} D. M. Li,⁷¹ F. Li,^{1,49} G. Li,¹ H. Li,^{63,49} H. Li,⁴³ H. B. Li,^{1,54} H. J. Li,¹⁶ J. L. Li,⁴¹ J. Q. Li,⁴ J. S. Li,⁵⁰ Ke Li,¹ L. K. Li,¹ Lei Li,³ P. R. Li,^{31,k,l} S. Y. Li,⁵² W. D. Li,^{1,54} W. G. Li,¹ X. H. Li,^{63,49} X. L. Li,⁴¹ Xiaoyu Li,^{1,54} Z. Y. Li,⁵⁰ H. Liang,^{1,54} H. Liang,^{63,49} H. Liang,²⁷ Y. F. Liang,⁴⁵ Y. T. Liang,²⁵ G. R. Liao,¹² L. Z. Liao,^{1,54} J. Libby,²¹ C. X. Lin,⁵⁰ B. J. Liu,¹ C. X. Liu,¹ D. Liu,^{15,63} F. H. Liu,⁴⁴ Fang Liu,¹ Feng Liu,⁶ H. B. Liu,¹³ H. M. Liu,^{1,54} Huanhuan Liu,¹ Huihui Liu,¹⁷ J. B. Liu,^{63,49} J. L. Liu,⁶⁴ J. Y. Liu,^{1,54} K. Liu,¹ K. Y. Liu,³³ Ke Liu,⁶ L. Liu,^{63,49} M. H. Liu,^{9,f} P. L. Liu,¹ Q. Liu,⁶⁸ Q. Liu,⁵⁴ S. B. Liu,^{63,49} Shuai Liu,⁴⁶ T. Liu,^{1,54} W. M. Liu,^{63,49} X. Liu,^{31,k,l} Y. Liu,^{31,k,l} Y. B. Liu,³⁶ Z. A. Liu,^{1,49,54} Z. Q. Liu,⁴¹ X. C. Lou,^{1,49,54} F. X. Lu,⁵⁰ H. J. Lu,¹⁸ J. D. Lu,^{1,54} J. G. Lu,^{1,49} X. L. Lu,¹ Y. Lu,¹ Y. P. Lu,^{1,49} C. L. Luo,³⁴ M. X. Luo,⁷⁰ P. W. Luo,⁵⁰ T. Luo,^{9,f} X. L. Luo,^{1,49} X. R. Lyu,⁵⁴ F. C. Ma,³³ H. L. Ma,¹ L. L. Ma,⁴¹ M. M. Ma,^{1,54} Q. M. Ma,¹ R. Q. Ma,^{1,54} R. T. Ma,⁵⁴ X. X. Ma,^{1,54} X. Y. Ma,^{1,49} F. E. Maas,¹⁵ M. Maggiora,^{66a,66c} S. Maldaner,⁴ S. Malde,⁶¹ Q. A. Malik,⁶⁵ A. Mangoni,^{23b} Y. J. Mao,^{38,h} Z. P. Mao,¹ S. Marcello,^{66a,66c} Z. X. Meng,⁵⁷ J. G. Messchendorp,⁵⁵ G. Mezzadri,^{24a} T. J. Min,³⁵ R. E. Mitchell,²² X. H. Mo,^{1,49,54} N. Yu. Muchnoi,^{10,b} H. Muramatsu,⁵⁹ S. Nakhoul,^{11,d} Y. Nefedov,²⁹ F. Nerling,^{11,d} I. B. Nikolaev,^{10,b} Z. Ning,^{1,49} S. Nisar,^{8,g} Q. Ouyang,^{1,49,54} S. Pacetti,^{23b,23c} X. Pan,^{9,f} Y. Pan,⁵⁸ A. Pathak,¹ A. Pathak,²⁷ P. Patteri,^{23a} M. Pelizzaeus,⁴ H. P. Peng,^{63,49} K. Peters,^{11,d} J. Pettersson,⁶⁷ J. L. Ping,³⁴ R. G. Ping,^{1,54} S. Pogodin,²⁹ R. Poling,⁵⁹ V. Prasad,^{63,49} H. Qi,^{63,49} H. R. Qi,⁵² K. H. Qi,²⁵ M. Qi,³⁵ T. Y. Qi,⁹ S. Qian,^{1,49} W. B. Qian,⁵⁴ Z. Qian,⁵⁰ C. F. Qiao,⁵⁴ L. Q. Qin,¹² X. P. Qin,⁹ X. S. Qin,⁴¹ Z. H. Qin,^{1,49} J. F. Qiu,¹ S. Q. Qu,³⁶ K. H. Rashid,⁶⁵ K. Ravindran,²¹ C. F. Redmer,²⁸ A. Rivetti,^{66c} V. Rodin,⁵⁵ M. Rolo,^{66c} G. Rong,^{1,54} Ch. Rosner,¹⁵ M. Rump,⁶⁰ H. S. Sang,⁶³ A. Sarantsev,^{29,c} Y. Schelhaas,²⁸ C. Schnier,⁴ K. Schoenning,⁶⁷ M. Scodreggio,^{24a,24b} D. C. Shan,⁴⁶ W. Shan,¹⁹ X. Y. Shan,^{63,49} J. F. Shanguan,⁴⁶ M. Shao,^{63,49} C. P. Shen,⁹ H. F. Shen,^{1,54} P. X. Shen,³⁶ X. Y. Shen,^{1,54} H. C. Shi,^{63,49} R. S. Shi,^{1,54} X. Shi,^{1,49} X. D. Shi,^{63,49} J. J. Song,⁴¹ W. M. Song,^{27,1} Y. X. Song,^{38,h} S. Sosio,^{66a,66c} S. Spataro,^{66a,66c} K. X. Su,⁶⁸ P. P. Su,⁴⁶ F. F. Sui,⁴¹ G. X. Sun,¹ H. K. Sun,¹ J. F. Sun,¹⁶ L. Sun,⁶⁸ S. S. Sun,^{1,54} T. Sun,^{1,54} W. Y. Sun,²⁷ W. Y. Sun,³⁴ X. Sun,^{20,i} Y. J. Sun,^{63,49} Y. K. Sun,^{63,49} Y. Z. Sun,¹ Z. T. Sun,¹ Y. H. Tan,⁶⁸ Y. X. Tan,^{63,49} C. J. Tang,⁴⁵ G. Y. Tang,¹ J. Tang,⁵⁰ J. X. Teng,^{63,49} V. Thoren,⁶⁷ W. H. Tian,⁴³ Y. T. Tian,²⁵ I. Uman,^{53b} B. Wang,¹ C. W. Wang,³⁵ D. Y. Wang,^{38,h} H. J. Wang,^{31,k,l} H. P. Wang,^{1,54} K. Wang,^{1,49} L. L. Wang,¹ M. Wang,⁴¹ M. Z. Wang,^{38,h} Meng Wang,^{1,54} S. Wang,^{9,f} W. Wang,⁵⁰ W. H. Wang,⁶⁸ W. P. Wang,^{63,49} X. Wang,^{38,h} X. F. Wang,^{31,k,l} X. L. Wang,^{9,f} Y. Wang,⁵⁰ Y. Wang,^{63,49} Y. D. Wang,³⁷ Y. F. Wang,^{1,49,54} Y. Q. Wang,¹ Y. Y. Wang,^{31,k,l} Z. Wang,^{1,49} Z. Y. Wang,¹ Ziyi Wang,⁵⁴ Zongyuan Wang,^{1,54} D. H. Wei,¹² F. Weidner,⁶⁰ S. P. Wen,¹ D. J. White,⁵⁸ U. Wiedner,⁴ G. Wilkinson,⁶¹ M. Wolke,⁶⁷ L. Wollenberg,⁴ J. F. Wu,^{1,54} L. H. Wu,¹ L. J. Wu,^{1,54} X. Wu,^{9,f} Z. Wu,^{1,49} L. Xia,^{63,49} H. Xiao,^{9,f} S. Y. Xiao,¹ Z. J. Xiao,³⁴ X. H. Xie,^{38,h} Y. G. Xie,^{1,49} Y. H. Xie,⁶ T. Y. Xing,^{1,54} C. J. Xu,⁵⁰ G. F. Xu,¹ Q. J. Xu,¹⁴ W. Xu,^{1,54} X. P. Xu,⁴⁶ Y. C. Xu,⁵⁴ F. Yan,^{9,f} L. Yan,^{9,f} W. B. Yan,^{63,49} W. C. Yan,⁷¹ Xu Yan,⁴⁶ H. J. Yang,^{42,e} H. X. Yang,¹ L. Yang,⁴³ S. L. Yang,⁵⁴ Y. X. Yang,¹² Yifan Yang,^{1,54} Zhi Yang,²⁵ M. Ye,^{1,49} M. H. Ye,⁷ J. H. Yin,¹ Z. Y. You,⁵⁰ B. X. Yu,^{1,49,54} C. X. Yu,³⁶ G. Yu,^{1,54} J. S. Yu,^{20,i} T. Yu,⁶⁴

C. Z. Yuan,^{1,54} L. Yuan,² X. Q. Yuan,^{38,h} Y. Yuan,¹ Z. Y. Yuan,⁵⁰ C. X. Yue,³² A. A. Zafar,⁶⁵ X. Zeng Zeng,⁶ Y. Zeng,^{20,i}
 A. Q. Zhang,¹ B. X. Zhang,¹ Guangyi Zhang,¹⁶ H. Zhang,⁶³ H. H. Zhang,⁵⁰ H. H. Zhang,²⁷ H. Y. Zhang,^{1,49} J. L. Zhang,⁶⁹
 J. Q. Zhang,³⁴ J. W. Zhang,^{1,49,54} J. Y. Zhang,¹ J. Z. Zhang,^{1,54} Jianyu Zhang,^{1,54} Jiawei Zhang,^{1,54} L. M. Zhang,⁵²
 L. Q. Zhang,⁵⁰ Lei Zhang,³⁵ S. Zhang,⁵⁰ S. F. Zhang,³⁵ Shulei Zhang,^{20,i} X. D. Zhang,³⁷ X. Y. Zhang,⁴¹ Y. Zhang,⁶¹
 Y. T. Zhang,⁷¹ Y. H. Zhang,^{1,49} Yan Zhang,^{63,49} Yao Zhang,¹ Z. Y. Zhang,⁶⁸ G. Zhao,¹ J. Zhao,³² J. Y. Zhao,^{1,54} J. Z. Zhao,^{1,49}
 Lei Zhao,^{63,49} Ling Zhao,¹ M. G. Zhao,³⁶ Q. Zhao,¹ S. J. Zhao,⁷¹ Y. B. Zhao,^{1,49} Y. X. Zhao,²⁵ Z. G. Zhao,^{63,49}
 A. Zhemchugov,^{29,a} B. Zheng,⁶⁴ J. P. Zheng,^{1,49} Y. H. Zheng,⁵⁴ B. Zhong,³⁴ C. Zhong,⁶⁴ L. P. Zhou,^{1,54} Q. Zhou,^{1,54}
 X. Zhou,⁶⁸ X. K. Zhou,⁵⁴ X. R. Zhou,^{63,49} X. Y. Zhou,³² A. N. Zhu,^{1,54} J. Zhu,³⁶ K. Zhu,¹ K. J. Zhu,^{1,49,54} S. H. Zhu,⁶²
 T. J. Zhu,⁶⁹ W. J. Zhu,³⁶ W. J. Zhu,^{9,f} Y. C. Zhu,^{63,49} Z. A. Zhu,^{1,54} B. S. Zou,¹ and J. H. Zou¹

(BESIII Collaboration)

¹*Institute of High Energy Physics, Beijing 100049, People's Republic of China*

²*Beihang University, Beijing 100191, People's Republic of China*

³*Beijing Institute of Petrochemical Technology, Beijing 102617, People's Republic of China*

⁴*Bochum Ruhr-University, D-44780 Bochum, Germany*

⁵*Carnegie Mellon University, Pittsburgh, Pennsylvania 15213, USA*

⁶*Central China Normal University, Wuhan 430079, People's Republic of China*

⁷*China Center of Advanced Science and Technology, Beijing 100190, People's Republic of China*

⁸*COMSATS University Islamabad, Lahore Campus, Defence Road,
Off Raiwind Road, 54000 Lahore, Pakistan*

⁹*Fudan University, Shanghai 200443, People's Republic of China*

¹⁰*G.I. Budker Institute of Nuclear Physics SB RAS (BINP), Novosibirsk 630090, Russia*

¹¹*GSI Helmholtzcentre for Heavy Ion Research GmbH, D-64291 Darmstadt, Germany*

¹²*Guangxi Normal University, Guilin 541004, People's Republic of China*

¹³*Guangxi University, Nanning 530004, People's Republic of China*

¹⁴*Hangzhou Normal University, Hangzhou 310036, People's Republic of China*

¹⁵*Helmholtz Institute Mainz, Staudinger Weg 18, D-55099 Mainz, Germany*

¹⁶*Henan Normal University, Xixiang 453007, People's Republic of China*

¹⁷*Henan University of Science and Technology, Luoyang 471003, People's Republic of China*

¹⁸*Huangshan College, Huangshan 245000, People's Republic of China*

¹⁹*Hunan Normal University, Changsha 410081, People's Republic of China*

²⁰*Hunan University, Changsha 410082, People's Republic of China*

²¹*Indian Institute of Technology Madras, Chennai 600036, India*

²²*Indiana University, Bloomington, Indiana 47405, USA*

^{23a}*INFN Laboratori Nazionali di Frascati, I-00044, Frascati, Italy*

^{23b}*INFN Sezione di Perugia, I-06100, Perugia, Italy*

^{23c}*University of Perugia, I-06100, Perugia, Italy*

^{24a}*INFN Sezione di Ferrara, I-44122, Ferrara, Italy*

^{24b}*University of Ferrara, I-44122, Ferrara, Italy*

²⁵*Institute of Modern Physics, Lanzhou 730000, People's Republic of China*

²⁶*Institute of Physics and Technology, Peace Avenue 54B, Ulaanbaatar 13330, Mongolia*

²⁷*Jilin University, Changchun 130012, People's Republic of China*

²⁸*Johannes Gutenberg University of Mainz, Johann-Joachim-Becher-Weg 45, D-55099 Mainz, Germany*

²⁹*Joint Institute for Nuclear Research, 141980 Dubna, Moscow region, Russia*

³⁰*Justus-Liebig-Universitaet Giessen, II. Physikalisches Institut, Heinrich-Buff-Ring 16,
D-35392 Giessen, Germany*

³¹*Lanzhou University, Lanzhou 730000, People's Republic of China*

³²*Liaoning Normal University, Dalian 116029, People's Republic of China*

³³*Liaoning University, Shenyang 110036, People's Republic of China*

³⁴*Nanjing Normal University, Nanjing 210023, People's Republic of China*

³⁵*Nanjing University, Nanjing 210093, People's Republic of China*

³⁶*Nankai University, Tianjin 300071, People's Republic of China*

³⁷*North China Electric Power University, Beijing 102206, People's Republic of China*

³⁸*Peking University, Beijing 100871, People's Republic of China*


³⁹*Qufu Normal University, Qufu 273165, People's Republic of China*

⁴⁰*Shandong Normal University, Jinan 250014, People's Republic of China*

⁴¹*Shandong University, Jinan 250100, People's Republic of China*

⁴²*Shanghai Jiao Tong University, Shanghai 200240, People's Republic of China*

- ⁴³*Shanxi Normal University, Linfen 041004, People's Republic of China*
⁴⁴*Shanxi University, Taiyuan 030006, People's Republic of China*
⁴⁵*Sichuan University, Chengdu 610064, People's Republic of China*
⁴⁶*Soochow University, Suzhou 215006, People's Republic of China*
⁴⁷*South China Normal University, Guangzhou 510006, People's Republic of China*
⁴⁸*Southeast University, Nanjing 211100, People's Republic of China*
⁴⁹*State Key Laboratory of Particle Detection and Electronics, Beijing 100049, Hefei 230026, People's Republic of China*
⁵⁰*Sun Yat-Sen University, Guangzhou 510275, People's Republic of China*
⁵¹*Suranaree University of Technology, University Avenue 111, Nakhon Ratchasima 30000, Thailand*
⁵²*Tsinghua University, Beijing 100084, People's Republic of China*
^{53a}*Turkish Accelerator Center Particle Factory Group, Istinye University, 34010, Istanbul, Turkey*
^{53b}*Near East University, Nicosia, North Cyprus, Mersin 10, Turkey*
⁵⁴*University of Chinese Academy of Sciences, Beijing 100049, People's Republic of China*
⁵⁵*University of Groningen, NL-9747 AA Groningen, The Netherlands*
⁵⁶*University of Hawaii, Honolulu, Hawaii 96822, USA*
⁵⁷*University of Jinan, Jinan 250022, People's Republic of China*
⁵⁸*University of Manchester, Oxford Road, Manchester, M13 9PL, United Kingdom*
⁵⁹*University of Minnesota, Minneapolis, Minnesota 55455, USA*
⁶⁰*University of Muenster, Wilhelm-Klemm-Straße 9, 48149 Muenster, Germany*
⁶¹*University of Oxford, Keble Road, Oxford, United Kingdom OX13RH*
⁶²*University of Science and Technology Liaoning, Anshan 114051, People's Republic of China*
⁶³*University of Science and Technology of China, Hefei 230026, People's Republic of China*
⁶⁴*University of South China, Hengyang 421001, People's Republic of China*
⁶⁵*University of the Punjab, Lahore-54590, Pakistan*
^{66a}*University of Turin, I-10125, Turin, Italy*
^{66b}*University of Eastern Piedmont, I-15121, Alessandria, Italy*
^{66c}*INFN, I-10125, Turin, Italy*
⁶⁷*Uppsala University, Box 516, SE-75120 Uppsala, Sweden*
⁶⁸*Wuhan University, Wuhan 430072, People's Republic of China*
⁶⁹*Xinyang Normal University, Xinyang 464000, People's Republic of China*
⁷⁰*Zhejiang University, Hangzhou 310027, People's Republic of China*
⁷¹*Zhengzhou University, Zhengzhou 450001, People's Republic of China*

 (Received 5 August 2021; accepted 26 October 2021; published 29 November 2021)

The Born cross section of the process $e^+e^- \rightarrow \Lambda\bar{\Lambda}$ is measured at 33 center-of-mass energies between 3.51 and 4.60 GeV using data corresponding to the total integrated luminosity of 20.0 fb⁻¹ collected with the BESIII detector at the BEPCII collider. Describing the energy dependence of the cross section requires a contribution from the $\psi(3770) \rightarrow \Lambda\bar{\Lambda}$ decay, which is fitted with a significance of 4.6 – 4.9 σ including the systematic uncertainty. The lower bound on its branching fraction is 2.4×10^{-6} at the 90% confidence level

^aAlso at the Moscow Institute of Physics and Technology, Moscow 141700, Russia.

^bAlso at the Novosibirsk State University, Novosibirsk, 630090, Russia.

^cAlso at the NRC “Kurchatov Institute,” PNPI, 188300, Gatchina, Russia.

^dAlso at Goethe University Frankfurt, 60323 Frankfurt am Main, Germany.

^eAlso at Key Laboratory for Particle Physics, Astrophysics and Cosmology, Ministry of Education; Shanghai Key Laboratory for Particle Physics and Cosmology; Institute of Nuclear and Particle Physics, Shanghai 200240, People's Republic of China.

^fAlso at Key Laboratory of Nuclear Physics and Ion-beam Application (MOE) and Institute of Modern Physics, Fudan University, Shanghai 200443, People's Republic of China.

^gAlso at Harvard University, Department of Physics, Cambridge, Massachusetts 02138, USA.

^hAlso at State Key Laboratory of Nuclear Physics and Technology, Peking University, Beijing 100871, People's Republic of China.

ⁱAlso at School of Physics and Electronics, Hunan University, Changsha 410082, China.

^jAlso at Guangdong Provincial Key Laboratory of Nuclear Science, Institute of Quantum Matter, South China Normal University, Guangzhou 510006, China.

^kAlso at Frontiers Science Center for Rare Isotopes, Lanzhou University, Lanzhou 730000, People's Republic of China.

^lAlso at Lanzhou Center for Theoretical Physics, Lanzhou University, Lanzhou 730000, People's Republic of China.

Published by the American Physical Society under the terms of the [Creative Commons Attribution 4.0 International license](https://creativecommons.org/licenses/by/4.0/). Further distribution of this work must maintain attribution to the author(s) and the published article's title, journal citation, and DOI. Funded by SCOAP³.

(C.L.), at least an order of magnitude larger than expected from predictions using a scaling based on observed electronic widths. This result indicates the importance of effects from vector charmonium(like) states when interpreting data in terms of e.g., electromagnetic structure observables. The data do not allow for definite conclusions on the interplay with other vector charmonium(like) states, and we set 90% C.L. upper limits for the products of their electronic widths and the branching fractions.

DOI: 10.1103/PhysRevD.104.L091104

Two-body baryonic decays of vector ($J^{PC} = 1^{--}$) charmonium(like) resonances provide a testing ground of predictions from quantum chromodynamics [1,2]. The $\psi(3770)$ vector meson is believed to be a conventional $c\bar{c}$ state located above the open-charm threshold and is expected to decay into a $D\bar{D}$ meson pair with a branching fraction of at least 99% [3]. However, the decay modes to light quark systems would be considerably enhanced if the $\psi(3770)$ would include gluonic or light quark and anti-quark constituents [4]. In 2003, the BES collaboration observed the first non- $D\bar{D}$ decay of $\psi(3770)$ into $J/\psi\pi^+\pi^-$ [5]. Subsequently, the CLEO collaboration confirmed the observation and found more non- $D\bar{D}$ decays of $\psi(3770)$ [6–8] and the first decay into light-quark hadrons $\psi(3770) \rightarrow \phi\eta$ [9].

The production of light quark baryon-antibaryon ($B\bar{B}$) final states leads to relatively simple topologies. In an early study, the BESIII collaboration found evidence for the interference effect in $e^+e^- \rightarrow p\bar{p}$ in the vicinity of $\psi(3770)$ [10]. However, the data did not allow to uncover the mechanism of $\psi(3770)$ charmless decays. Thus, the experimental study of $e^+e^- \rightarrow B\bar{B}$ will be a good search-ground for clarifying the nature of the charmless decays and even non- $D\bar{D}$ decays of $\psi(3770)$ [11–13].

In the past two decades, several vector states were observed at energies between 3.7 and 4.7 GeV at various e^+e^- colliders. Four charmonium(like) states predicted by potential models [1] $\psi(3770)$, $\psi(4040)$, $\psi(4160)$ and $\psi(4415)$ have been observed as enhancements in the inclusive hadronic cross section [14,15]. In addition, new states such as $Y(4230)$, $Y(4260)$, $Y(4360)$, $X(4390)$, and $Y(4660)$, were reported using the initial state radiation (ISR) processes $e^+e^- \rightarrow \gamma_{ISR}\pi^+\pi^-J/\psi(\psi(3686))$ at the *BABAR* [16–19] and *Belle* [20–24] experiments, or in energy-scan experiments at the CLEO-c [25] and BESIII [26–31] experiments. Up to now, no evidence for decay modes into light-quark baryon-antibaryon pairs of these charmonium(like) states has been found. The overpopulation of vector charmonium(like) resonances with respect to predictions from potential models, and the difficulty in describing the properties of these states make them attractive candidates for exotic states [32]. In addition, knowledge of the vector charmonium(like) coupling to the $B\bar{B}$ final states is crucial for understanding the electromagnetic structure of the baryons. In Refs. [33,34], the timelike electromagnetic form factors for the ground-state octet baryons were determined

based on the CLEO-c data. They assumed that the branching fractions of $\psi(3770)$ to the $B\bar{B}$ final states scale with the decay widths into a pair of electrons (electronic decay widths) when comparing to the $\psi(3686)$ state, e.g., one estimates a negligible branching fraction $\mathcal{B}(\psi(3770) \rightarrow \Lambda\bar{\Lambda}) \approx 5 \times 10^{-7}$.

In this paper, we present a measurement of the Born cross section for the $e^+e^- \rightarrow \Lambda\bar{\Lambda}$ process using data corresponding to a total integrated luminosity of 20.0 fb^{-1} [35–37] collected at center-of-mass (c.m.) energies \sqrt{s} between 3.51 and 4.60 GeV with the BESIII detector [38,39] at the BEPCII collider [40]. We extract the Λ effective form factor and report an evidence of the $\psi(3770) \rightarrow \Lambda\bar{\Lambda}$ process by fitting the $e^+e^- \rightarrow \Lambda\bar{\Lambda}$ dressed cross section.

Candidates for $e^+e^- \rightarrow \Lambda\bar{\Lambda}$ events are reconstructed using the $\Lambda \rightarrow p\pi^-$ and $\bar{\Lambda} \rightarrow \bar{p}\pi^+$ decay modes. The detection efficiency is determined by Monte Carlo (MC) simulations. A sample of 100,000 events is simulated for each of the 33 c.m. energy points. The production process is simulated by the KKMC generator [41,42] that includes corrections for ISR effects. The Λ and $\bar{\Lambda}$ decays are handled by the EVTGEN [43] program. The response of the BESIII detector is modeled with MC simulations using a framework based on GEANT 4 [44,45].

Tracks of charged particles are reconstructed in the multilayer drift chamber with a helical fit requiring a good quality [46]. These tracks should be within $|\cos\theta| < 0.93$, where θ is the polar angle with respect to the e^+ beam direction. Events with two successfully reconstructed negatively charged and two positively charged particles are kept for further analysis.

To reconstruct $\Lambda(\bar{\Lambda})$ candidates, we apply a secondary vertex fit [47] to all pairs of positive and negative charged particles. The corresponding χ^2 value is required to be less than 500. The track combination with minimum $|M_{p\pi^-} - m_\Lambda|^2 + |M_{\bar{p}\pi^+} - m_\Lambda|^2$ is selected, where $M_{p\pi^-}$ ($M_{\bar{p}\pi^+}$) is the invariant mass of the $p\pi^-$ ($\bar{p}\pi^+$) pair, and m_Λ is the world-average Λ mass value from the Particle Data Group (PDG) [14]. To further suppress background from non- Λ processes, the Λ decay length is required to be larger than zero, where the observed negative decay lengths are caused by the limited detector resolution. Here the misreconstruction ratio for Λ particle is found to be less than 1% based on the study of MC simulation.

To further suppress the background and to improve the mass resolution, a four-constraint (4C) kinematic fit

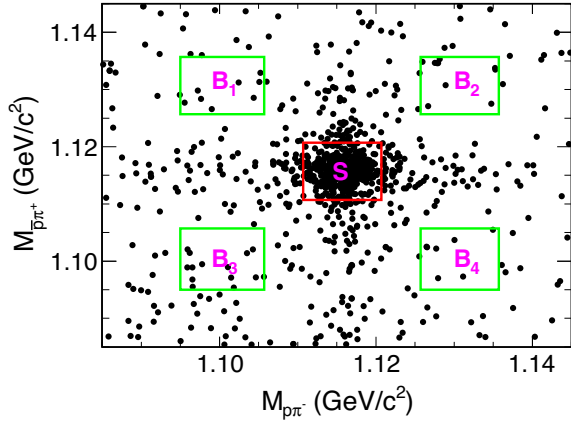


FIG. 1. Distribution of $M_{p\pi^-}$ versus $M_{\bar{p}\pi^+}$ of the accepted candidates from all data samples, where the red box shows the signal region, and the green boxes denote the selected sideband regions.

imposing energy-momentum conservation is applied for the $\Lambda\bar{\Lambda}$ hypothesis. The χ^2_{4C} of the fit is required to be less than 200, which can improve the resolutions of signals significantly in addition to suppressing backgrounds for a soft π^0 and radiated photons event. Figure 1 shows the distribution of $M_{p\pi^-}$ versus $M_{\bar{p}\pi^+}$ of the accepted candidates from all data samples. Clear peaks around the Λ known mass can be discerned. The invariant mass $M_{p\pi^-}$ is required to be within 5 MeV/ c^2 of the known $\Lambda(\bar{\Lambda})$ mass (signal region marked by S). After applying the above selection criteria, the survived background events are mainly from non- $\Lambda(\bar{\Lambda})$ events, such as $e^+e^- \rightarrow \pi^+\pi^-p\bar{p}$. The background yield in the signal region is estimated using four sideband regions B_i , where $i = 1, 2, 3, 4$, each with the same area as the signal region. The regions are shown in Fig. 1, and the exact ranges are given in the Supplemental Material [35]. The signal yield N_{obs} for $e^+e^- \rightarrow \Lambda\bar{\Lambda}$ events at each energy point can then be extracted by subtracting the number of events in the sideband regions from the number of events in the signal region, N_S : $N_{\text{obs}} = N_S - \frac{1}{4}\sum_{i=1}^4 N_{B_i}$, and they are listed in Table I.

The ISR corrected (“dressed”) cross section σ^{dr} for the process $e^+e^- \rightarrow \Lambda\bar{\Lambda}$ is defined as

$$\sigma^{\text{dr}}(s) = \frac{N_{\text{obs}}}{\mathcal{L}(1+\delta)\epsilon\mathcal{B}^2(\Lambda \rightarrow p\pi^-)}, \quad (1)$$

where \mathcal{L} is the integrated luminosity at given c.m. energy \sqrt{s} , $(1+\delta)$ is the ISR correction factor [42,49], ϵ is the detection efficiency, and the branching fraction $\mathcal{B}(\Lambda \rightarrow p\pi^-) = (63.9 \pm 0.5)\%$ is taken from PDG. The ISR correction factor is obtained using the calculation described in Ref. [50], where the dressed cross sections are adopted as initial input and are iterated to obtain a stable result. The dressed cross section is related to the Born cross section via

TABLE I. The signal yield N_{obs} and Born cross sections σ^B obtained at the 33 c.m. energy points. The values in the brackets represent the upper limit at 90% C.L. calculated with a profile likelihood method [48] taking into account the systematic uncertainty. The first and second uncertainties for σ^B are statistical and systematic, respectively.

\sqrt{s} (GeV)	N_{obs}	σ^B (fb)
3.5100	$61.0^{+7.8}_{-7.8}$	$1020^{+130}_{-130} \pm 44$
3.5146	$5.0^{+2.8}_{-2.2} (<9.7)$	$820^{+460}_{-360} \pm 35 (<1600)$
3.5815	$13.0^{+4.3}_{-3.7}$	$1030^{+340}_{-290} \pm 44$
3.6500	$3.0^{+2.3}_{-1.9} (<6.8)$	$470^{+360}_{-230} \pm 20 (<1000)$
3.6702	$10.0^{+3.8}_{-3.2}$	$790^{+370}_{-250} \pm 34$
3.7730	$261.0^{+16.2}_{-16.2}$	$530^{+33}_{-33} \pm 22$
3.8077	$2.0^{+2.3}_{-1.3} (<5.3)$	$230^{+260}_{-150} \pm 10 (<610)$
3.8675	$1.0^{+1.8}_{-0.6} (<3.7)$	$52^{+94}_{-31} \pm 2 (<190)$
3.8715	$1.7^{+2.3}_{-0.6} (<5.3)$	$88^{+120}_{-47} \pm 4 (<270)$
3.8962	$1.0^{+1.8}_{-0.6} (<3.7)$	$110^{+200}_{-68} \pm 5 (<420)$
4.0076	$13.0^{+4.3}_{-3.7}$	$160^{+54}_{-46} \pm 7$
4.1301	$6.0^{+3.3}_{-2.7} (<10.0)$	$120^{+65}_{-53} \pm 5 (<200)$
4.1585	$7.7^{+3.3}_{-2.7} (<13.7)$	$120^{+52}_{-43} \pm 5 (<220)$
4.1783	$18.0^{+5.3}_{-4.2}$	$40^{+12}_{-9} \pm 2$
4.1893	$0.5^{+1.8}_{-0.5} (<3.7)$	$7^{+24}_{-7} \pm 1 (<50)$
4.1996	$3.7^{+2.8}_{-1.7} (<8.3)$	$56^{+42}_{-26} \pm 2 (<130)$
4.2097	$1.0^{+1.8}_{-0.6} (<3.7)$	$16^{+29}_{-10} \pm 1 (<59)$
4.2188	$0.7^{+1.8}_{-0.6} (<3.7)$	$11^{+29}_{-10} \pm 1 (<59)$
4.2263	$16.7^{+4.4}_{-3.8}$	$120^{+32}_{-30} \pm 5$
4.2358	$4.5^{+2.8}_{-2.3} (<9.7)$	$66^{+41}_{-34} \pm 3 (<140)$
4.2439	$2.7^{+2.3}_{-1.8} (<6.8)$	$34^{+29}_{-23} \pm 2 (<85)$
4.2580	$6.0^{+3.3}_{-2.2} (<11.0)$	$48^{+26}_{-18} \pm 2 (<88)$
4.2669	$2.0^{+2.3}_{-1.3} (<5.3)$	$25^{+29}_{-16} \pm 1 (<66)$
4.2778	$1.0^{+1.8}_{-0.6} (<3.7)$	$40^{+72}_{-24} \pm 2 (<150)$
4.2889	$7.0^{+3.3}_{-2.7} (<12.4)$	$98^{+46}_{-38} \pm 4 (<170)$
4.3128	$4.7^{+2.8}_{-2.2} (<9.7)$	$65^{+39}_{-31} \pm 3 (<130)$
4.3379	$2.7^{+2.3}_{-1.8} (<6.8)$	$35^{+43}_{-24} \pm 2 (<89)$
4.3583	$3.7^{+2.8}_{-1.7} (<8.3)$	$51^{+39}_{-24} \pm 2 (<110)$
4.3776	$1.2^{+2.3}_{-1.0} (<5.3)$	$15^{+29}_{-13} \pm 1 (<67)$
4.3980	$0.0^{+0.8}_{-0.0} (<2.0)$	$0^{+11}_{-0} \pm 1 (<27)$
4.4156	$2.5^{+2.3}_{-1.7} (<6.8)$	$16^{+15}_{-11} \pm 1 (<45)$
4.4370	$5.0^{+2.8}_{-2.2} (<9.7)$	$59^{+33}_{-26} \pm 3 (<120)$
4.5995	$0.7^{+1.8}_{-0.8} (<3.7)$	$9^{+23}_{-8} \pm 1 (<47)$

the vacuum polarization factor $\frac{1}{|1-\Pi|^2}$ [51] as $\sigma^{\text{dr}} = \sigma^B / |1-\Pi|^2$ (further details are provided in the Supplemental Material [35]).

Systematic uncertainties on the cross section measurement mainly come from the luminosity measurement,

the Λ reconstruction, the 4C kinematic fit, the branching fraction for the decay $\Lambda \rightarrow p\pi^-$, the line-shape description, and the physical model dependence. The uncertainty due to the vacuum polarization is negligible. The integrated luminosity is measured by $e^+e^- \rightarrow (\gamma)e^+e^-$ events with a similar method to Ref. [36] with an uncertainty of 1.0%. The systematic uncertainty of the $\Lambda(\bar{\Lambda})$ reconstruction incorporating the tracking, the mass window of $\Lambda(\bar{\Lambda})$, and the decay length of $\Lambda(\bar{\Lambda})$ is studied using a control sample of $\psi(3686) \rightarrow \Lambda\bar{\Lambda}$ decay (~ 20000 events) with the same method as introduced in Refs. [52–58]. The signal MC sample is simulated using a DIY model [43] implementing the joint angular distribution from Refs. [59,60]. The efficiency difference between data and MC simulation is found to be 0.5% for the Λ reconstruction and 1.5% for the $\bar{\Lambda}$ reconstruction. The uncertainty from the 4C kinematic fit is studied using the control sample of $\psi(3686) \rightarrow \Lambda\bar{\Lambda}$ decays with and without performing a 4C kinematic fit. The relative change of 1.0% is assigned as the systematic uncertainty. The uncertainty of the branching fraction for $\Lambda \rightarrow p\pi^-$ from the PDG [14] is 0.8%, and is propagated to the final result. The uncertainty from the line-shape description is estimated with an alternative input cross section line shape based on a simple power-law function. The change of the efficiency, 2.6%, is taken as the systematic uncertainty. The uncertainty due to the physical model dependence is estimated to be 2.5% by comparing the efficiencies between phase space and the DIY model incorporating the Λ transverse polarization and spin correlation based on the control sample of $\psi(3770) \rightarrow \Lambda\bar{\Lambda}$ decays. Assuming all sources are independent, the total systematic uncertainty on the cross section measurement is determined to be 4.3% by adding these sources in quadrature. The correlations for the different points are negligible due to the limited statistics.

The extracted Born cross sections at each energy point are listed in Table I and shown in Fig. 2 (top) together with the CLEO-c results at 3.770 and 4.160 GeV [33,34]. Our results are significantly lower than those of CLEO at both energy points. Figure 2 (bottom) shows the extracted energy dependence of the Λ effective form factor $G_{\text{eff}}(s)$ defined as [61]

$$G_{\text{eff}}(s) = \sqrt{\frac{3s\tau\sigma^B}{2\pi\alpha^2\beta(2\tau+1)}}, \quad (2)$$

where α is the fine-structure constant, $\beta = \sqrt{(\tau-1)/\tau}$ is the Λ velocity and $\tau = s/(4m_\Lambda^2)$.

The dressed cross section for the continuum $e^+e^- \rightarrow \Lambda\bar{\Lambda}$ process is expected to have an asymptotic power-law behavior $\propto s^{-n}$ with the exponent $n \approx 10$ [61–63]. A least- χ^2 fit including statistical and systematic uncertainties to the power-law distribution describes the data points reasonably well, as shown with the dashed line in Fig. 3.

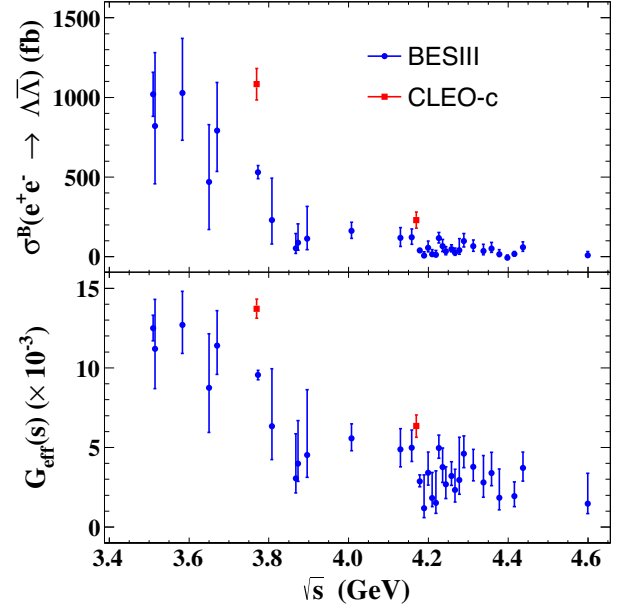


FIG. 2. The measured Born cross section (top) and Λ effective form factor (bottom) for $e^+e^- \rightarrow \Lambda\bar{\Lambda}$ as a function of the c.m. energy, where the uncertainties include the statistical and systematic ones.

The fitted value of the exponent n is not close to 10 within the uncertainty of 1σ , as shown in the column ‘‘Fit I’’ in Table II. A fit with the coherent sum of the power-law function and a Breit-Wigner (BW) function,

$$\sigma^{\text{dr}}(s) = \left| \sqrt{\sigma_0} \left(\frac{M}{\sqrt{s}} \right)^n + e^{i\phi} \text{BW}(s) \right|^2, \quad (3)$$

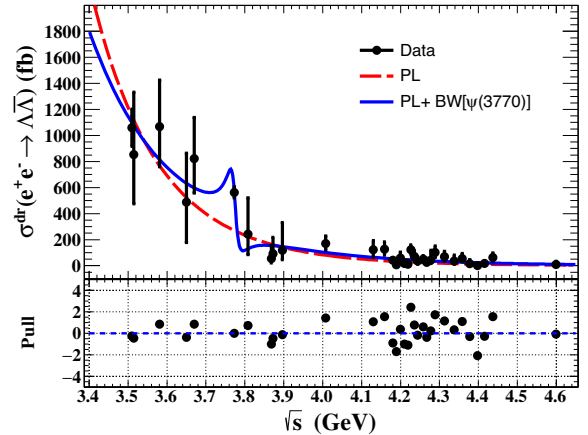


FIG. 3. The dressed cross section of the process $e^+e^- \rightarrow \Lambda\bar{\Lambda}$ is represented by the dots with error bars that include statistical and systematic uncertainties. The red dashed line represents the fit with the power-law function only, while the solid blue line is for the fit with the power-law function and the $\psi(3770)$ resonance. The bottom panel shows the pull distribution for the fit with the resonance.

TABLE II. Results of the fit to the dressed cross section for the $e^+e^- \rightarrow \Lambda\bar{\Lambda}$ process, where two solutions in Fit II are provided. The fitting procedure includes both statistical and systematic uncertainties except for the c.m. energy calibration. \mathcal{B} is the branching fraction of the decay $\psi(3770) \rightarrow \Lambda\bar{\Lambda}$ measured assuming $\mathcal{B}_{ee} = 9.7 \times 10^{-6}$, the central value of the world average [14], and $\Gamma_{ee} = \Gamma_{\psi(3770)}\mathcal{B}_{ee} = (261.2 \pm 21.3)$ eV.

	Fit I	Fit II	
σ_0 (fb)	379 ± 22	320^{+750}_{-340}	
n	8.8 ± 0.4	8.2 ± 0.6	
ϕ ($^\circ$)	...	183^{+57}_{-40}	240^{+17}_{-115}
σ_ψ (fb)	0 (fixed)	240^{+1470}_{-190}	1440^{+270}_{-1390}
χ^2/ndof	62.0/31	34.6/29	
$\mathcal{B} (\times 10^{-5})$...	$2.4^{+15.0}_{-1.9}$	$14.4^{+2.7}_{-14.0}$

is applied, where M is the $\psi(3770)$ mass, σ_0 is the value of the continuum cross section at $\psi(3770)$ and ϕ is the relative phase between the continuum and the resonance. The BW function is

$$\text{BW}(s) = \frac{\sqrt{\sigma_\psi} M \Gamma}{s - M^2 + iM\Gamma} \quad \text{with} \quad \sigma_\psi = \frac{12\pi(\hbar c)^2 \Gamma_{ee} \mathcal{B}}{\Gamma M^2}, \quad (4)$$

where Γ and Γ_{ee} are the total and the electronic width of the $\psi(3770)$ resonance, respectively, and \mathcal{B} denotes the branching fraction to $\Lambda\bar{\Lambda}$. The solid line in Fig. 3 and the column ‘‘Fit II’’ in Table II shows the result of the fit with two solutions, where the mass and width of $\psi(3770)$ are fixed according to the PDG values [14], and σ_0 , n , ϕ and σ_ψ parameters are free. The improvement of the χ^2 value gives a significance of $4.6 - 4.9\sigma$ for the hypothesis with the $\psi(3770)$ resonance including the systematic uncertainty.

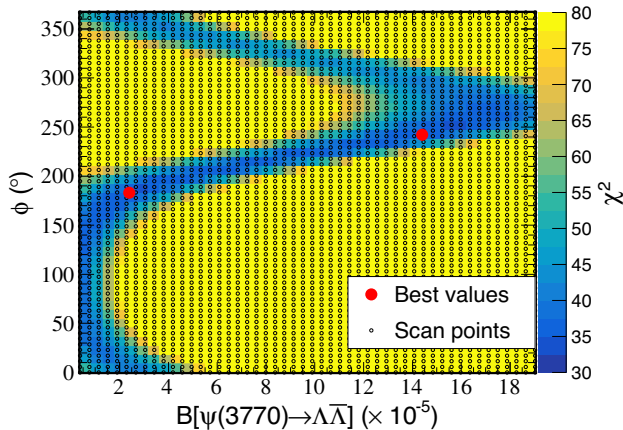


FIG. 4. The contour of \mathcal{B} and ϕ on the distribution of χ^2 values. The black open circles are the scan points for each set of parameters. The red points represent the center values of nominal values from the best fit. The x axis starts from 0.1×10^{-5} .

The correlation coefficient between the resonance cross section σ_ψ and the phase ϕ is almost equal to one. In Fit II, two solutions are expected according to mathematical calculation [64,65], but fits give the consistent results within the uncertainty of 1σ due to statistics limitation. Figure 4 shows the contour of \mathcal{B} and ϕ on the distribution of χ^2 values for each set of parameters. Our results can be summarized by giving 90% C.L. intervals $24 < \sigma_\psi < 1800$ fb and $2.4 \times 10^{-6} < \mathcal{B} < 1.8 \times 10^{-4}$. This represents the first evidence of the decay $\psi(3770) \rightarrow \Lambda\bar{\Lambda}$. This result is larger by at least an order of magnitude than the prediction based on a scaling from the electronic branching fraction value. This implies that the $\psi(3770)$ resonance needs to be considered when interpreting the CLEO-c data. Note that the systematic uncertainties due to beam energy, mass and width of the $\psi(3770)$ resonance have been considered by varying the known value within one standard deviation, and they turn out to be negligible.

Finally, we have included an additional charmonium (like) state [i.e. $\psi(4040)$, $\psi(4160)$, $Y(4260)$, or $\psi(4415)$] in the fit, one at a time. It turns out that the exponent and significance for the $\psi(3770)$ state are consistent with a single resonance assumption. Since the significance of each mentioned state is smaller than 3σ , we quote upper limits at the 90% C.L. for the $\Gamma_{ee}\mathcal{B}$ products: $< 5.5 \times 10^{-3}$ eV for $\psi(4040)$, $< 0.7 \times 10^{-3}$ eV for $\psi(4160)$, $< 0.8 \times 10^{-3}$ eV for $Y(4260)$ and $< 1.8 \times 10^{-3}$ eV for $\psi(4415)$ including the systematic uncertainty. These results provide important information to understand the nature of charmonium(like) states above the open charm threshold. In particular, this concerns their coupling to the $B\bar{B}$ final states and insight into the puzzle of large non- $D\bar{D}$ component of $\psi(3770)$.

ACKNOWLEDGMENTS

The BESIII collaboration thanks the staff of BEPCII and the IHEP computing center for their strong support. This work is supported in part by National Key Research and Development Program of China under Contracts No. 2020YFA0406400 and No. 2020YFA0406300; National Natural Science Foundation of China (NSFC) under Contracts No. 11625523, No. 11635010, No. 11735014, No. 11822506, No. 11835012, No. 11875115, No. 11905236, No. 11935015, No. 11935016, No. 11935018, No. 11961141012, No. 12022510, No. 12035009, No. 12035013, No. 12047501, No. 12075107, and No. 12061131003; the Chinese Academy of Sciences (CAS) Large-Scale Scientific Facility Program; Joint Large-Scale Scientific Facility Funds of the NSFC and CAS under Contracts No. U1732263 and No. U1832207; CAS Key Research Program of Frontier Sciences under Contract No. QYZDJ-SSW-SLH040; Fundamental Research Funds for the Central Universities under Grant No. lzujbky-2021-sp24; 100 Talents Program of CAS; Institute of Nuclear and Particle

Physics, Astronomy and Cosmology and Shanghai Key Laboratory for Particle Physics and Cosmology; ERC under Contract No. 758462; European Union Horizon 2020 research and innovation program under Contract No. Marie Skłodowska-Curie Grant Agreement No. 894790; German Research Foundation DFG under Contract No. 443159800, Collaborative Research Center CRC 1044, FOR 2359, GRK 214; Istituto Nazionale di Fisica Nucleare, Italy; Ministry of

Development of Turkey under Contract No. DPT2006K-120470; National Science and Technology fund; Olle Engkvist Foundation under Contract No. 200-0605; STFC (United Kingdom); The Knut and Alice Wallenberg Foundation (Sweden) under Contract No. 2016.0157; The Royal Society, U.K., under Contracts No. DH140054 and No. DH160214; The Swedish Research Council; and the U.S. Department of Energy under Contracts No. DE-FG02-05ER41374 and No. DE-SC-0012069.

-
- [1] N. Brambilla *et al.*, *Eur. Phys. J. C* **71**, 1534 (2011).
 [2] R. A. Briceno *et al.*, *Chin. Phys. C* **40**, 042001 (2016).
 [3] E. Eichten, K. Gottfried, T. Kinoshita, K. D. Lane, and T. M. Yan, *Phys. Rev. D* **17**, 3090 (1978).
 [4] F. E. Close and P. R. Page, *Phys. Lett. B* **628**, 215 (2005).
 [5] J. Z. Bai *et al.* (BES Collaboration), *Phys. Lett. B* **605**, 63 (2005).
 [6] N. E. Adam *et al.* (CLEO Collaboration), *Phys. Rev. Lett.* **96**, 082004 (2006).
 [7] R. A. Briere *et al.* (CLEO Collaboration), *Phys. Rev. D* **74**, 031106(R) (2006).
 [8] T. E. Coan *et al.* (CLEO Collaboration), *Phys. Rev. Lett.* **96**, 182002 (2006).
 [9] G. S. Adams *et al.* (CLEO Collaboration), *Phys. Rev. D* **73**, 012002 (2006).
 [10] M. Ablikim *et al.* (BESIII Collaboration), *Phys. Lett. B* **735**, 101 (2014).
 [11] B. D. Wan, S. Q. Zhang, and C. F. Qiao, arXiv:2109.07130.
 [12] X. Cao and J. P. Dai, arXiv:2109.15132.
 [13] L. G. Xia, *Phys. Lett. B* **756**, 77 (2016).
 [14] P. A. Zyla *et al.* (Particle Data Group), *Prog. Theor. Exp. Phys.* **2020**, 083C01 (2020).
 [15] X. F. Wang, *EPJ Web Conf.* **202**, 02002 (2019).
 [16] B. Aubert *et al.* (BABAR Collaboration), *Phys. Rev. Lett.* **95**, 142001 (2005).
 [17] B. Aubert *et al.* (BABAR Collaboration), *Phys. Rev. Lett.* **98**, 212001 (2007).
 [18] J. P. Lees *et al.* (BABAR Collaboration), *Phys. Rev. D* **89**, 111103 (2014).
 [19] J. P. Lees *et al.* (BABAR Collaboration), *Phys. Rev. D* **86**, 051102(R) (2012).
 [20] C. Z. Yuan *et al.* (Belle Collaboration), *Phys. Rev. Lett.* **99**, 182004 (2007).
 [21] X. L. Wang *et al.* (Belle Collaboration), *Phys. Rev. Lett.* **99**, 142002 (2007).
 [22] X. L. Wang *et al.* (Belle Collaboration), *Phys. Rev. D* **91**, 112007 (2015).
 [23] G. Pakhlova *et al.* (Belle Collaboration), *Phys. Rev. Lett.* **101**, 172001 (2008).
 [24] Z. Q. Liu *et al.* (Belle Collaboration), *Phys. Rev. Lett.* **110**, 252002 (2013).
 [25] T. E. Coan *et al.* (CLEO Collaboration), *Phys. Rev. Lett.* **96**, 162003 (2006).
 [26] M. Ablikim *et al.* (BESIII Collaboration), *Phys. Rev. Lett.* **114**, 092003 (2015).
 [27] M. Ablikim *et al.* (BESIII Collaboration), *Phys. Rev. Lett.* **118**, 092001 (2017).
 [28] M. Ablikim *et al.* (BESIII Collaboration), *Phys. Rev. D* **97**, 052001 (2018).
 [29] M. Ablikim *et al.* (BESIII Collaboration), *Phys. Rev. D* **101**, 012008 (2020).
 [30] M. Ablikim *et al.* (BESIII Collaboration), *Phys. Rev. D* **102**, 012009 (2020).
 [31] M. Ablikim *et al.* (BESIII Collaboration), *Phys. Rev. D* **104**, 052012 (2021).
 [32] H. X. Chen, W. Chen, X. Liu, and S. L. Zhu, *Phys. Rep.* **639**, 1 (2016).
 [33] S. Dobbs, A. Tomaradze, T. Xiao, K. K. Seth, and G. Bonvicini, *Phys. Lett. B* **739**, 90 (2014).
 [34] S. Dobbs, K. K. Seth, A. Tomaradze, T. Xiao, and G. Bonvicini, *Phys. Rev. D* **96**, 092004 (2017).
 [35] See Supplemental Material <http://link.aps.org/supplemental/10.1103/PhysRevD.104.L091104> for a summary of number of signal events, luminosity, detection efficiency, ISR factor, vacuum polarization factor, the Born cross section, the EFF, significance at each energy point, which includes Refs. [37,38].
 [36] M. Ablikim *et al.* (BESIII Collaboration), *Chin. Phys. C* **39**, 093001 (2015).
 [37] M. Ablikim *et al.* (BESIII Collaboration), *Chin. Phys. C* **40**, 063001 (2016).
 [38] Y. F. Wang, *Int. J. Mod. Phys. A* **21**, 5371 (2006).
 [39] M. Ablikim *et al.* (BESIII Collaboration), *Chin. Phys. C* **44**, 040001 (2020).
 [40] M. Ablikim *et al.* (BESIII Collaboration), *Nucl. Instrum. Methods Phys. Res., Sect. A* **614**, 345 (2010).
 [41] S. Jadach, B. F. L. Ward, and Z. Was, *Comput. Phys. Commun.* **130**, 260 (2000).
 [42] S. Jadach, B. F. L. Ward, and Z. Was, *Phys. Rev. D* **63**, 113009 (2001).
 [43] R. G. Ping, *Chin. Phys. C* **32**, 599 (2008); D. J. Lange, *Nucl. Instrum. Methods Phys. Res., Sect. A* **462**, 152 (2001).
 [44] S. Agostinelli *et al.* (GEANT4 Collaboration), *Nucl. Instrum. Methods Phys. Res., Sect. A* **506**, 250 (2003).
 [45] J. Allison *et al.*, *IEEE Trans. Nucl. Sci.* **53**, 270 (2006).
 [46] D. M. Asner, T. Barnes, J. M. Bian, I. I. Bigi, N. Brambilla, I. R. Boyko, V. Bytev, K. T. Chao, J. Charles, H. X. Chen

- et al.* Int. J. Mod. Phys. A **24**, S1 (2009), <https://inspirehep.net/literature/796263>.
- [47] M. Xu *et al.*, Chin. Phys. C **33**, 428 (2009).
- [48] J. Lundberg, J. Conrad, W. Rolke, and A. Lopez, Comput. Phys. Commun. **181**, 683 (2010).
- [49] R. G. Ping, Chin. Phys. C **38**, 083001 (2014).
- [50] E. Kuraev and V. S. Fadin, Sov. J. Nucl. Phys. **41**, 466 (1985), <https://inspirehep.net/literature/217313>.
- [51] S. Actis *et al.* Eur. Phys. J. C **66**, 585 (2010).
- [52] M. Ablikim *et al.* (BESIII Collaboration), Phys. Rev. D **87**, 032007 (2013).
- [53] M. Ablikim *et al.* (BESIII Collaboration), Phys. Rev. D **93**, 072003 (2016).
- [54] M. Ablikim *et al.* (BESIII Collaboration), Phys. Lett. B **770**, 217 (2017).
- [55] M. Ablikim *et al.* (BESIII Collaboration), Phys. Rev. D **100**, 051101 (2019).
- [56] M. Ablikim *et al.* (BESIII Collaboration), Phys. Rev. D **103**, 012005 (2021).
- [57] M. Ablikim *et al.* (BESIII Collaboration), Phys. Lett. B **820**, 136557 (2021).
- [58] M. Ablikim *et al.* (BESIII Collaboration), arXiv:2109.06621.
- [59] G. Fäldt and A. Kupsc, Phys. Lett. B **772**, 16 (2017).
- [60] M. Ablikim *et al.* (BESIII Collaboration), Nat. Phys. **15**, 631 (2019).
- [61] M. Ablikim *et al.* (BESIII Collaboration), Phys. Rev. Lett. **124**, 032002 (2020).
- [62] G. P. Lepage and S. J. Brodsky, Phys. Rev. D **22**, 2157 (1980).
- [63] S. Pacetti, R. Baldini Ferroli, and E. Tomasi-Gustafsson, Phys. Rep. **550–551**, 1 (2015).
- [64] K. Zhu, X. H. Mo, C. Z. Yuan, and P. Wang, Int. J. Mod. Phys. A **26**, 4511 (2011).
- [65] Y. Bai and D. Y. Chen, Phys. Rev. D **99**, 072007 (2019).